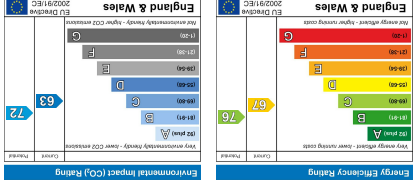
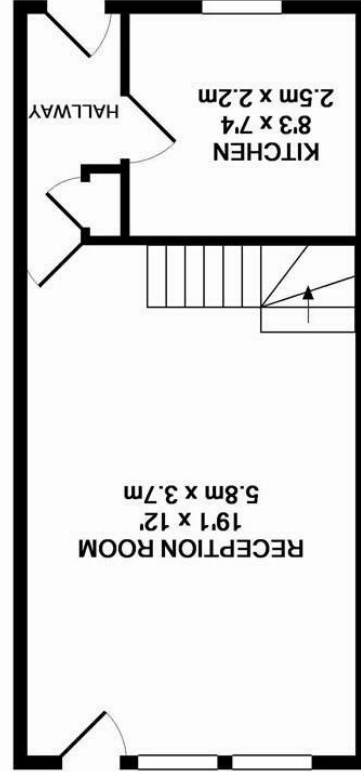
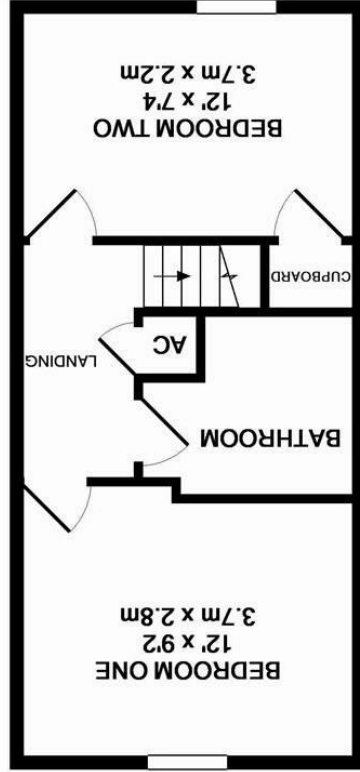


**Important Information** All appliances listed in these details are only 'as seen' and have not been tested by Gibson Lane, nor have we sought certification of warranty or service, unless otherwise stated. Measurements, areas and distances are approximate. Floor plans and photographs are for guidance purposes only and must not be relied upon for any purpose. These details are offered on the understanding that all negotiations are made through this company. Neither these particulars, nor verbal representations, form part of any offer or contract, and their accuracy cannot be guaranteed.



Whilst every attempt has been made to ensure the accuracy of the floor plan contained here, measurements of doors, windows, rooms and any other items are approximate and no responsibility is taken for any error, omission, or mis-statement. This plan is for illustrative purposes only and should be used as such by any prospective purchaser. The services, systems and appliances shown have not been tested and no guarantee as to their operability or efficiency can be given.  
 Made with Metropix ©2008



**Client Money Protection:** We are members of the Propertymark Client Money Protection (CMP) Scheme. Our Client Money Protection certificate is available upon request, or it can be found on our website.

[www.gibsonlane.co.uk](http://www.gibsonlane.co.uk)

Kingston Office  
 34 Richmond Road  
 Kingston upon Thames  
 Surrey  
 KT12 5ED  
 Tel: 020 8546 5444

Ham Office  
 323 Richmond Road  
 Kingston upon Thames  
 Surrey  
 KT12 5BU  
 T: 020 8247 9444



**Athena Close**

Surrey KT1 3GA



## Guide Price £550,000

- End Of Terrace
- Two Double Bedrooms
- South West Facing Rear Garden
- Off Street Parking for 2 Cars
- No Chain
- Walking Distance To Amenities
- Well Presented Internally
- EPC Rating - C
- Council Tax Band - E

Tenure: Freehold  
Local Authority: Kingston Upon Thames

\* All material information relating to this property, has been supplied in good faith, for further information please contact our offices.

### Description

Gibson Lane proudly present to the market a two bedroom end of terrace house built circa 1997 and located in this popular development convenient for Kingston town centre. This property offers a very cosy family setting with a good size living and fully fitted kitchen on the ground floor and two double bedrooms and family size bathroom on the first floor. Further benefits include a lovely south west facing rear garden, two off street parking spaces and short walking distance to all amenities.  
NB: Photos taken prior to tenancy.



### Situation

Athena Close is a quiet, sought after development conveniently positioned for all of Kingston's amenities. The property is within close proximity of Fairfield Park with the River Thames and Richmond Park both close by. Kingston town centre offers an array of shops, bars, restaurants and Kingston station offers a frequent service directly into Waterloo. The standard of schooling in the immediate area is excellent within both the private and state sectors.

